

## Other Applications

Using measuring wheels or  
Gear wheels of known PCD

### Example

Using a wheel of 200mm diameter, its circumference will be  $200 \times 3.142 = 628.4\text{mm}$ .

Attaching this wheel to a Rotech encoder giving 1000 pulses per revolution, then the encoder will output 1 pulse for every 0.6284mm of travel at the rim of the wheel.

Connecting the encoder to a suitable display counter, that can multiply / divide the input pulses by a selected factor, the counter can be configured to display any units you choose.

In this example multiplying the input pulses by 0.6284 will give a display in millimetres.

Instead of using a display counter, the pulses can be supplied to PLC/computer etc. that can be set up to multiply the pulses in the same way.

### Other considerations.

If the wheel moves in both directions, a system will be required that recognises this and instructs the counter to count UP or count DOWN.

The usual and most accurate method is to use an encoder with a quadrature output.

A quadrature output has two output signals (i.e. streams of pulses) that are 90 degrees out of phase (i.e. the pulses overlap each other by 25%).

The display counter or PLC can be set up to recognise which direction the encoder is rotating and then count UP or DOWN.

Another advantage of using quadrature encoders is that as there are two output signals. So twice the number of pulses are generated and by clever electronics the number can be doubled again to give x4 without any loss of resolution. Thus in the above application an encoder giving 250 pulses per revolution could be used instead of 1000.

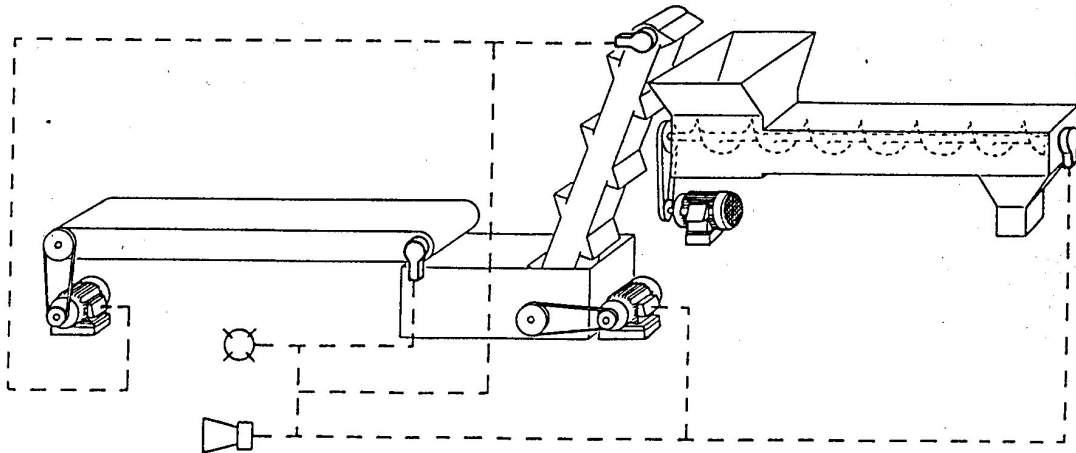
If the wheel does not rotate in both directions and UP/DOWN counting does not apply then the system is simpler. A single channel encoder (i.e. single output) can be used, but the counter / PLC must be set to zero at the start of the measuring operation. If the wheel by mistake rotates in the reverse direction, the counter / PLC will not see this as a negative count but just see it as another pulse and continue to count UP.

If this happens the wheel/probe etc. must be returned to its start (zero) position and the counter/PLC re-set to zero.

Due to the maximum 25Hz switching frequency, in the majority of these applications encoders with 'W' type outputs are of limited use as the maximum number of pulses per revolution is only 30.

# ROTECH SYSTEMS

## Practical Applications



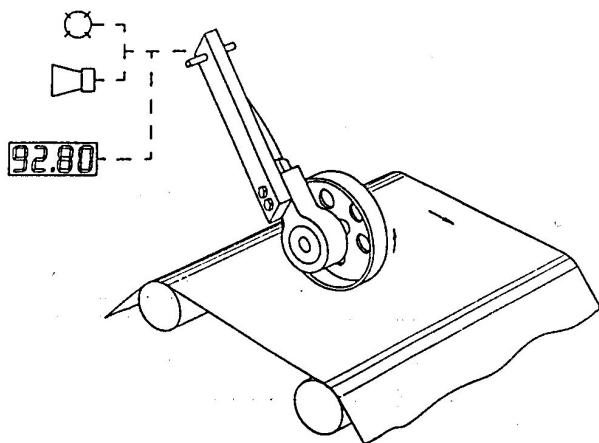
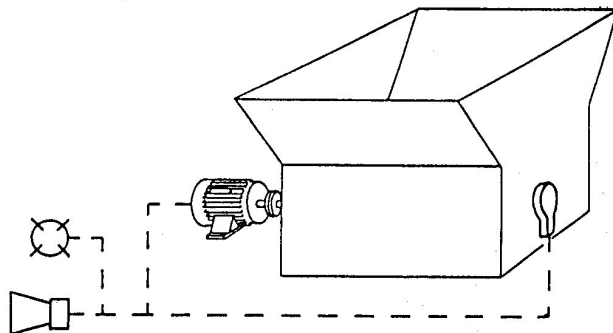
### Conveyors

Belt conveyors, elevators, screw conveyors etc

Motion sensors/encoders fitted to non-drive end to detect stoppages, overloading, belt slip, motor failure etc. and give visual/audible alarm and shut down of preceding drives if required.

### Mixers, shredders, etc

Motion sensor/encoder fitted to non-drive end to detect slowing down due to over feeding or foreign objects in product.

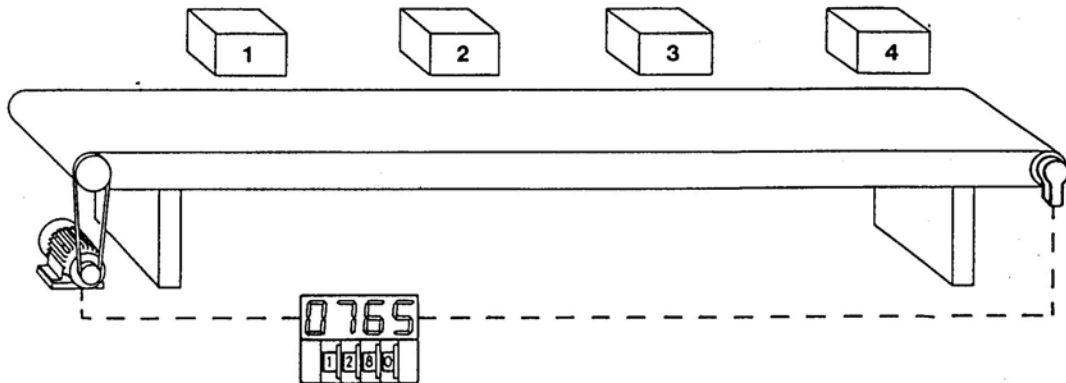


### Strip / web / sheet monitoring & cut to length systems

Motion sensor/encoder fitted with wheel typically 500mm circumference – gives precise measurement of length and/or speed of product. Can be used to measure tension or stretch of a product, plus underspeed / overspeed or stop.

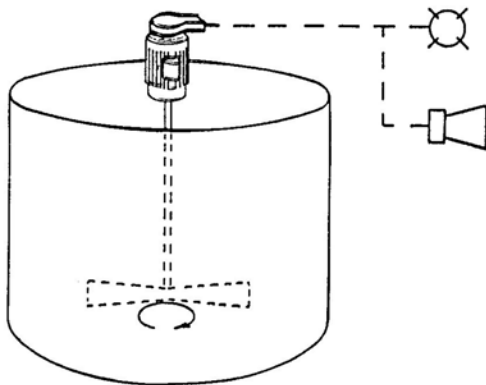
# ROTECH SYSTEMS

## Practical Applications



### PROGRAMMABLE CONVEYOR / FEEDER

SIGNAL PULSES FROM THE TRANSDUCER CORRESPOND TO TYPICALLY 2" / 50 mm OF CONVEYOR TRAVEL. PROGRAM UNIT ALLOWS NUMBER OF INCHES / MM's OF TRAVEL TO BE PROGRAMMED INTO UNIT AND AUTOMATICALLY SWITCHES OFF DRIVE WHEN REQUIRED DISTANCE HAS BEEN COVERED.



### MIXERS / PADDLES / ETC.

FOR EITHER STRAIGHT R.P.M. INDICATION OR VISUAL / AUDIBLE INDICATION WHEN SPEED RISES OR FALLS BELOW LEVEL INDICATING INCREASE OR DECREASE IN CONSISTENCY OF PRODUCT.

### SAFETY GUARDS

TRANSDUCER FITTED TO MOTOR SHAFT ENERGISES SOLENOID OPERATED BOLT/LATCH TO PREVENT GUARDS OR DOOR BEING OPENED WHILST MACHINE IS IN MOTION.

TRANSDUCER DETECTS NOT WHEN MOTOR IS SWITCHED OFF BUT WHEN MOTOR SPEED IS ZERO (IMPORTANT WITH HIGH INERTIA MACHINES AND RUN-DOWN TIME OF SEVERAL SECONDS OR MINUTES) THEN RELEASES SOLENOID SO THAT GUARDS OR DOOR CAN BE OPENED.

